


# OLIVER

GETS FM





*“Oliver gets Hearing Aids” and “Oliver gets FM” are dedicated to my brother, Patrick, who is hearing impaired, and to the family, friends, and professionals who were involved in helping him. It was Patrick’s hearing and speech professionals that shaped my career as a pediatric audiologist.*


*These books are written for children. I know from experience the need for awareness and understanding that must be developed, not only by children with hearing loss, but also by their peers. Additionally, I hope that these books will reduce anxiety in those children first being diagnosed with hearing loss and fit with hearing aids.*

Maureen Cassidy Riski, M.Ed.




Written by:  
Maureen Cassidy Riski

“Here are your test scores.  
Some of you did very well,  
and others, well, there is room  
for improvement.”




“Oh my!” said Oliver,  
“I studied so hard.”



In gym class, all of the children were playing basketball, except Oliver.  
Oliver sat on the sidelines.  
He could not hear the coach's instruction.




Oliver was not having a good day.  
He was having a hard time understanding what people  
were saying, even with his hearing aids.



Mrs. Brown, Oliver's teacher, called a parent-teacher conference.

"I am concerned about Oliver's hearing abilities. Are his hearing aids working properly?"





“Yes, we just had a check up at the Audiologist’s office,” said Mrs. Elephant.

“Oliver dear, what do you think is the problem?”

“My hearing aids really help me but sometimes when everyone is talking at the same time, or the teacher turns her back, or is far away, it’s hard to understand.”




The educational audiologist knew just what to do!

“Let’s try FM,” she said.

“Hearing aids work well, but sometimes you need extra listening help. An FM system can help those students who have hearing loss hear better in a noisy room, or when the teacher is at a distance.”





“What is FM?” asked Oliver.

“It’s like a radio that brings the speaker up close to your ear. A receiver fits on to your hearing aids and the teacher wears this transmitter. The microphone is close to the speaker’s mouth. FM helps the student hear the speaker and is great for classroom instruction.”

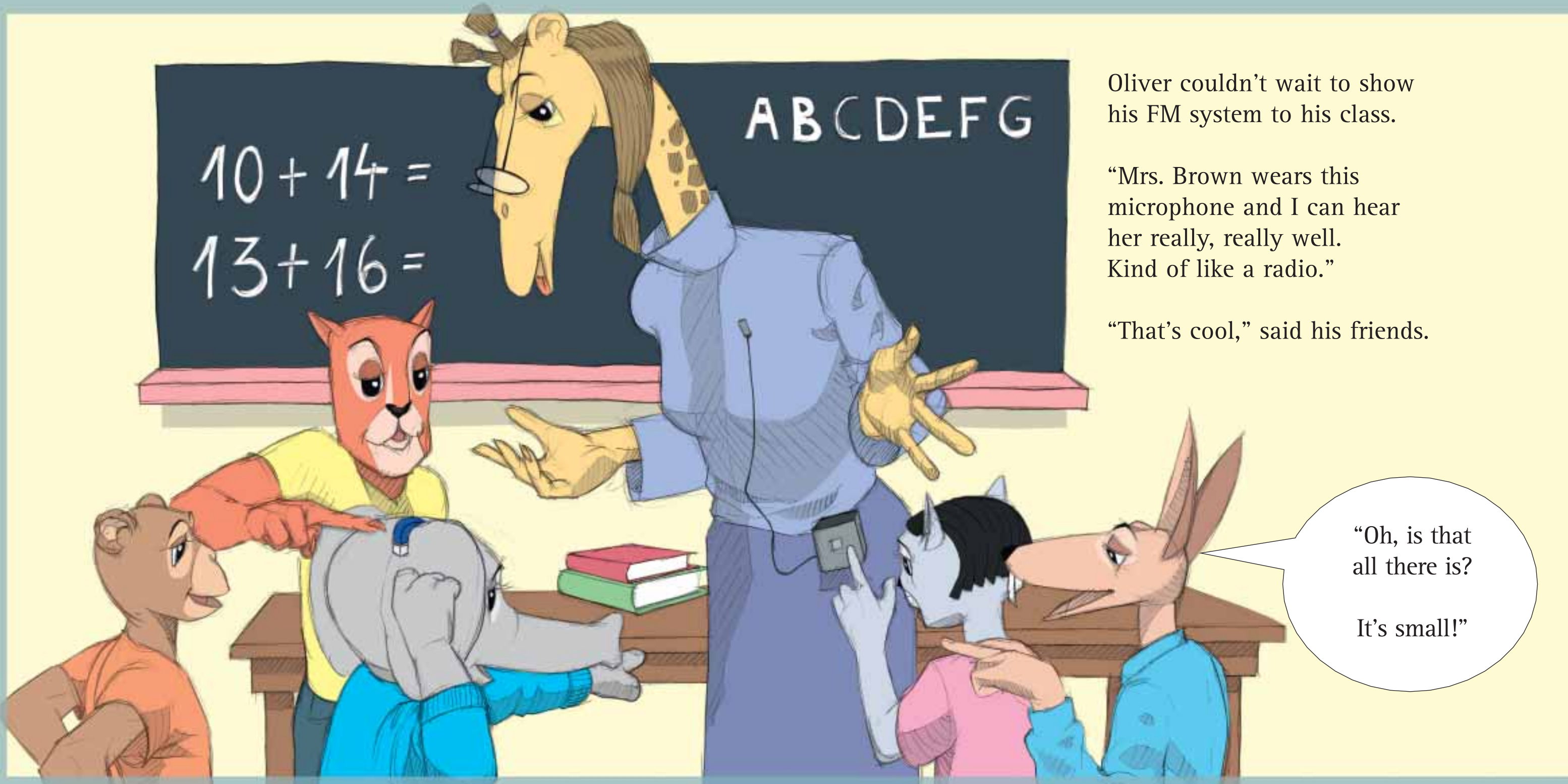


“Let’s play a secret word game.  
Go down the hallway.”

Oliver repeated the words the audiologist  
had said into the microphone.

“Ice cream and chocolate chips!”  
said Oliver.

“I can hear you very clearly,  
all the way down here!”



Oliver couldn't wait to show his FM system to his class.

"Mrs. Brown wears this microphone and I can hear her really, really well. Kind of like a radio."

"That's cool," said his friends.

"Oh, is that all there is?  
It's small!"


Oliver loved being able  
to hear better.  
He couldn't wait until Friday's  
spelling test.

“Now I'll understand  
all the words!”



It was Friday.  
All the students in Mrs. Brown's class  
were taking the spelling test.  
Everyone had studied so hard.





"Mom, Mom, look at my grade!"  
Oliver ran to his mother, to show her his report card.

“Good work,  
good listening,  
Oliver,”  
said Mrs. Elephant.







Mrs. Elephant liked using an FM system at home, too. She could call Oliver outside, and he could hear her.


“Oliver, time for dinner.”

“What was the best part  
of the day?”


asked Oliver’s father....

“Music class,” said his sister,

“everything,” said Oliver.




After dinner,  
Oliver and his family  
were watching TV.



“RING, RING!” the telephone was ringing.  
Oliver could hear it, with his FM.

Oliver rushes to the telephone.


“Hello? Oh, Grandma! I can hear you clearly with my new FM. You wouldn’t believe how great school was today. I did really well on my spelling test! I got a Very Good!”



After Oliver and his Grandma talked he hung up the phone.  
“It’s time for bed,” called Oliver’s Mom.



Oliver takes care of his hearing aids and his FM system. He wants to hear better in school and at home. He can't wait to go to school tomorrow.



FM is important  
at school, at home  
and at play



## FM TECHNOLOGY – A MUST FROM DAY ONE

High-quality hearing instruments are vital for people with hearing impairment. These are what make sounds like speech loud enough to understand. However, in noisy situations or when the speaker is further away extra help is necessary to ensure understanding. This is where FM comes in. As explained in the story FM systems overcome the problems associated with noise, distance and echo (e.g. in large rooms). A special transmitter / microphone picks-up the speech and transmits it directly to the FM receiver on the hearing instrument. The effect is the same as speaking directly into the ear. The speaker's voice (parent, teacher etc) is made audible above the background noise. The result is effective communication in situations where it would otherwise not be possible.

Experts agree that the benefits of FM are important for hearing impaired people of all ages.

- The signal level and signal-to-noise benefits of an FM system are typically in the range 15 to 20 dB. The resultant improvements in audibility and clarity of speech for a child with hearing loss can have a positive effect on language development, speech understanding and academic attainment.\*
- Benefits of improving the signal-to-noise ratio (e.g. with an FM system) are increased attention span, reduced distractibility and increased sound awareness and discrimination.\*
- Optimal benefits are to be expected when an FM system is considered early in the process of fitting amplification.\*

*\*American Speech-Language-Hearing Association (2000). Guidelines for fitting and monitoring FM systems.*

Ask your hearingcare professional or educational audiologist to find out how Phonak FM technology can help your child or visit [www.phonak.com](http://www.phonak.com).

**PHONAK**  
hearing systems

[www.phonak.com](http://www.phonak.com)  
more about hearing: [www.hear-it.org](http://www.hear-it.org)